

WILDTRACKPRO TRAINING



WILDTRACKPRO

COMPREHENSIVE WILDLIFE
MANAGEMENT SOFTWARE

WildTrackPro Culls and Multi Culls Chatbot

SENDING IN CULLS

When you have culled a deer.

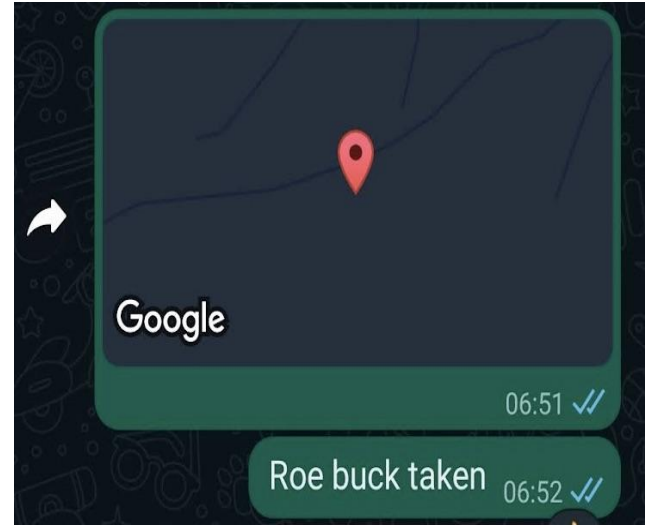
1. Send the location.
2. Text in details.
3. This message should include: species and sex and the trigger word.

Example:

“Roe buck taken 120m n”

Or

“6 Fallow does culled”



WILDTRACKPRO

COMPREHENSIVE WILDLIFE
MANAGEMENT SOFTWARE

SENDING IN CULLS

Important trigger words for culls are:

1. Culled
2. Cull
3. Taken

You must include one of these words or your cull will not be recorded.

The logo for WildTrackPro is a circular emblem with a green border. Inside the circle, the text "WILDTRACKPRO" is written in a bold, green, sans-serif font.

WILDTRACKPRO

COMPREHENSIVE WILDLIFE
MANAGEMENT SOFTWARE

CULL CONFIRMATION

You will now be sent a message and a unique cull reference for you location.

Example:



WILDTRACKPRO
COMPREHENSIVE WILDLIFE
MANAGEMENT SOFTWARE

CULL INFO REPORTING CHATBOT

Once you have received your unique cull ID back the chatbot will be triggered to start your cull information reporting.

In WildTrackPro responder on WhatsApp.

If you have reported more than 1 cull, multi-culls chatbot will be activated, this will require you to report each cull, one after the other.

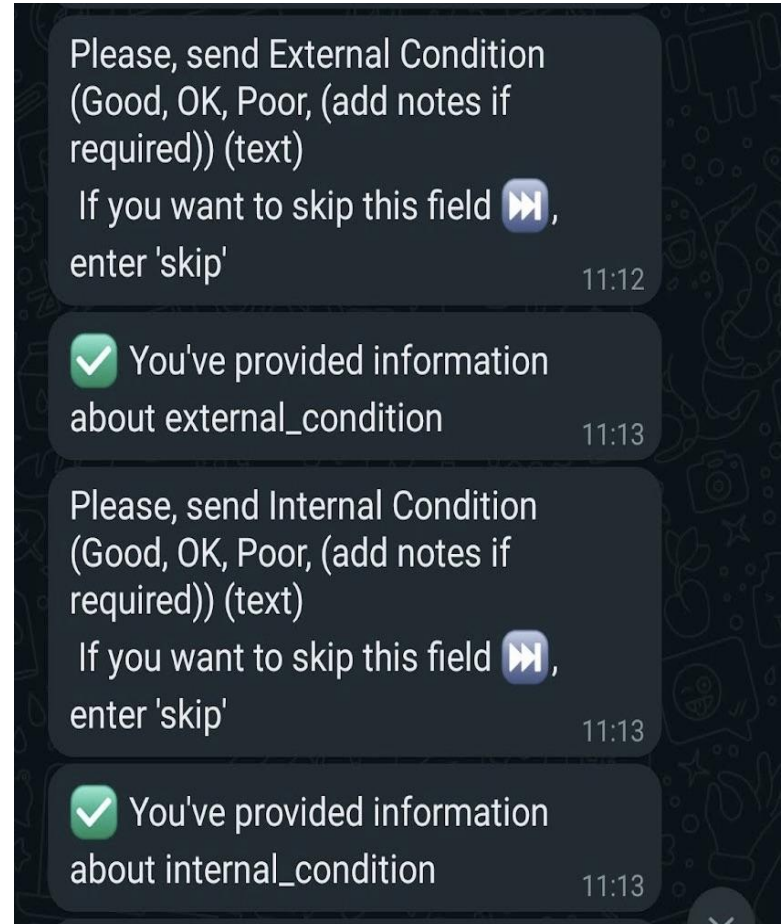


WILDTRACKPRO

COMPREHENSIVE WILDLIFE
MANAGEMENT SOFTWARE

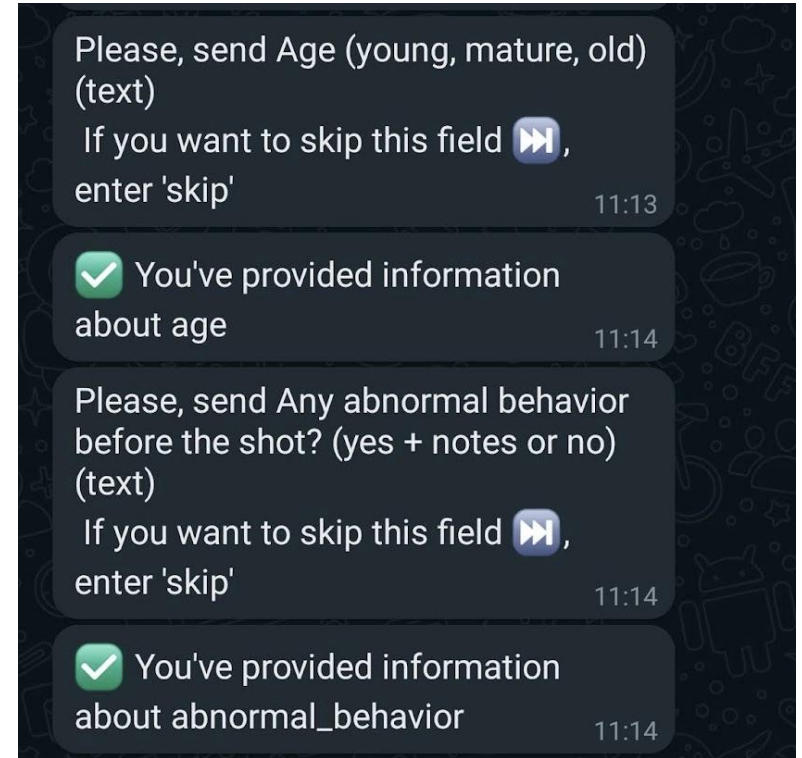
Now follow the text prompts.

This will be the general internal condition of your cull.



Estimate the age of
your cull.

Anything unusual about
the animal before the
cull.



WILDTRACKPRO

COMPREHENSIVE WILDLIFE
MANAGEMENT SOFTWARE

You have provided the minimum info required, If you do not want to send any further information to be recorded, text "exit". Text "skip" if you wish enter detailed cull info.

WILDTRACKPRO
COMPREHENSIVE WILDLIFE
MANAGEMENT SOFTWARE

Please, send FURTHER
INFORMATION
THE NEXT SECTION is Further
Information
type 'exit' ❌ to finish now
OR
'skip' to continue to provide more
information and images
You can exit completely at any time
by typing 'exit' (image)
If you want to skip this field ⏩,
enter 'skip'

11:14

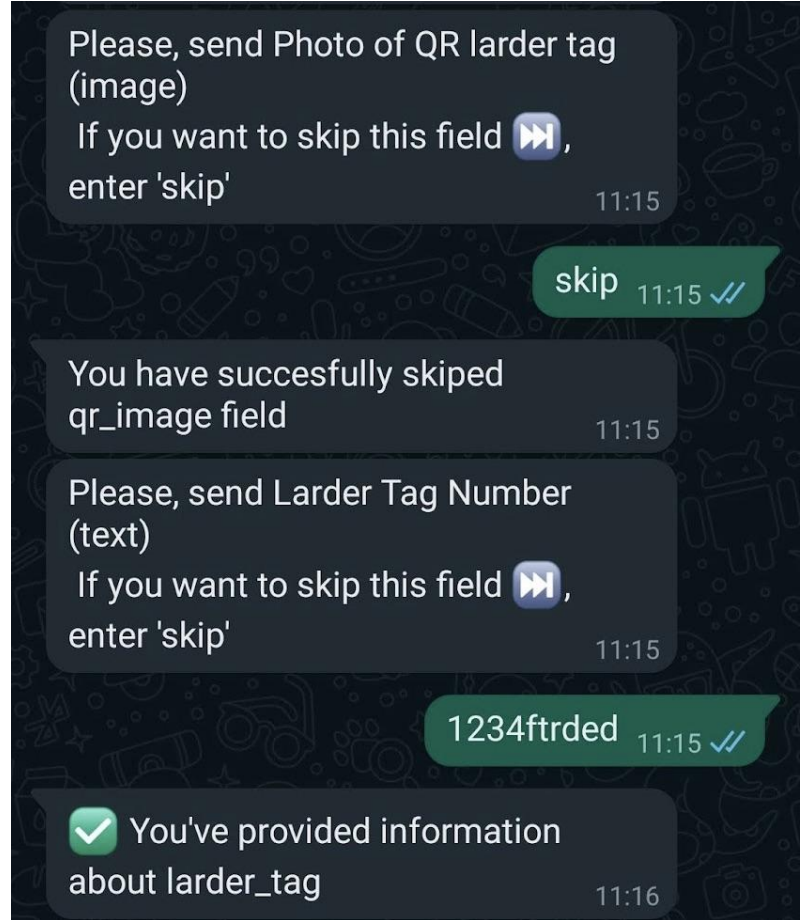
skip

11:15



Send in a image of the QR larder tag do not scan it. Attach cull number and the words “larder tag”

Send in the code on your larder tag.

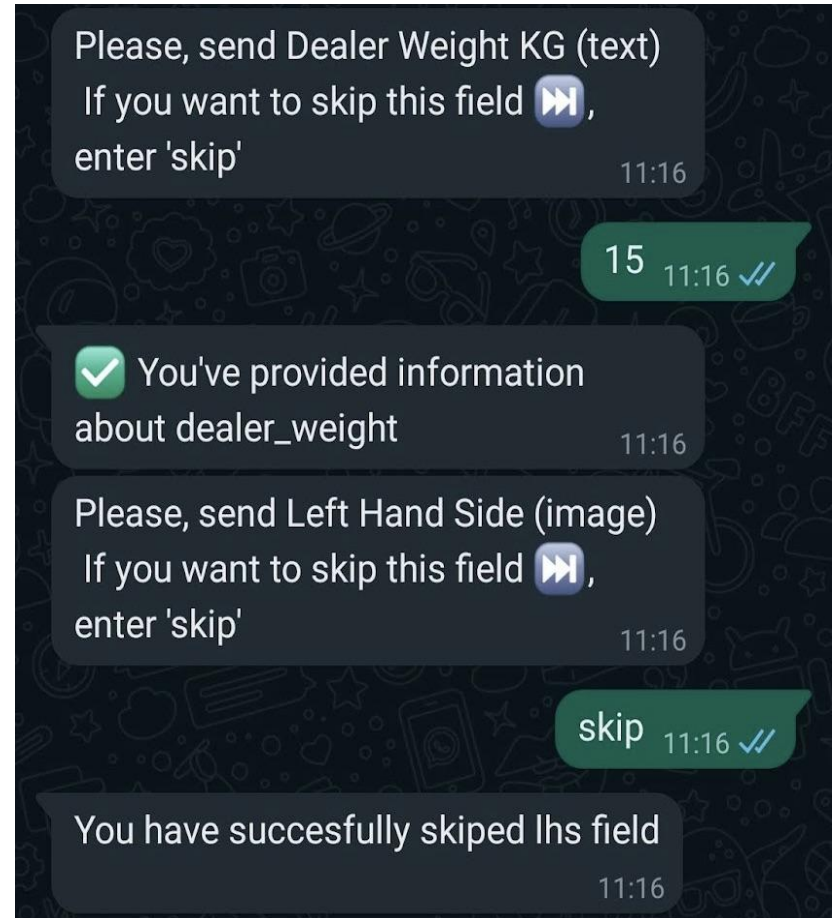


Send in weight: skin on, no head feet or internals.

Take a image of the cull laid flat.



WILDTRACKPRO
COMPREHENSIVE WILDLIFE
MANAGEMENT SOFTWARE



Send image of cull laid flat.



Please, send Right Hand Side (image)
If you want to skip this field 🎵,
enter 'skip'

11:16

skip 11:16 ✓✓

You have succesfully skiped rhs field

11:17

WILDTRACKPRO

COMPREHENSIVE WILDLIFE
MANAGEMENT SOFTWARE

Severity of internal parasite burden.

Image of the parasite burden(wipe the blood off first).

WILDTRACKPRO
COMPREHENSIVE WILDLIFE
MANAGEMENT SOFTWARE

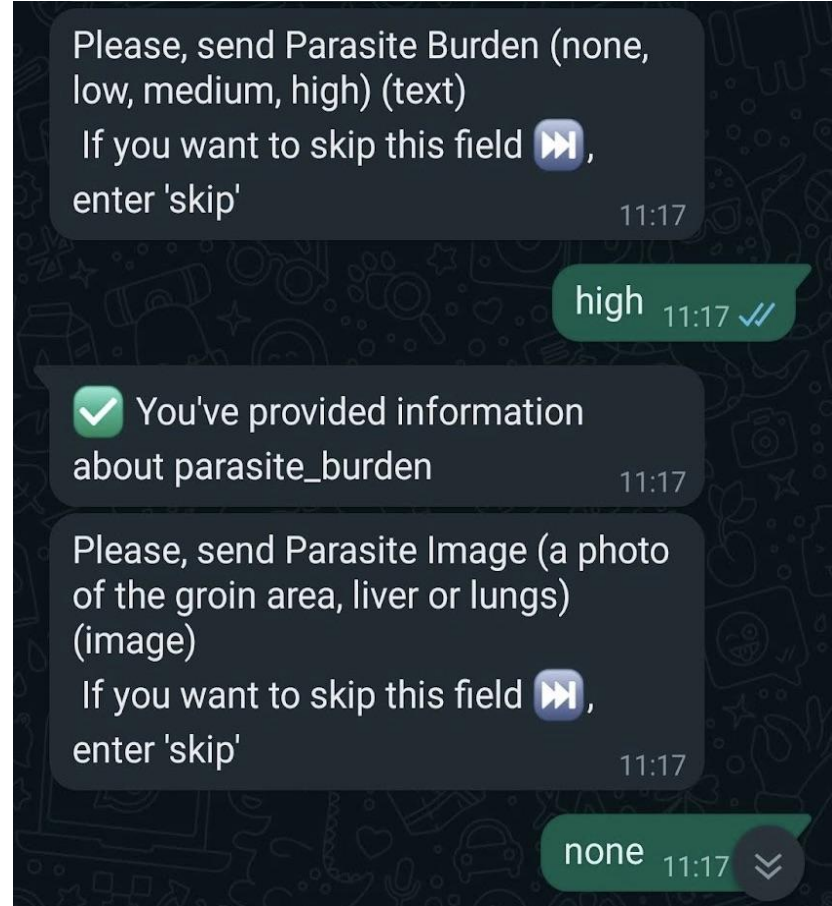


Image of lungs showing a small amount of lung worm scarring.



WILDTRACKPRO

COMPREHENSIVE WILDLIFE
MANAGEMENT SOFTWARE

Image of groin or any other area showing parasite burden.

This would be classed as low, it only had a few ticks in the groin area.

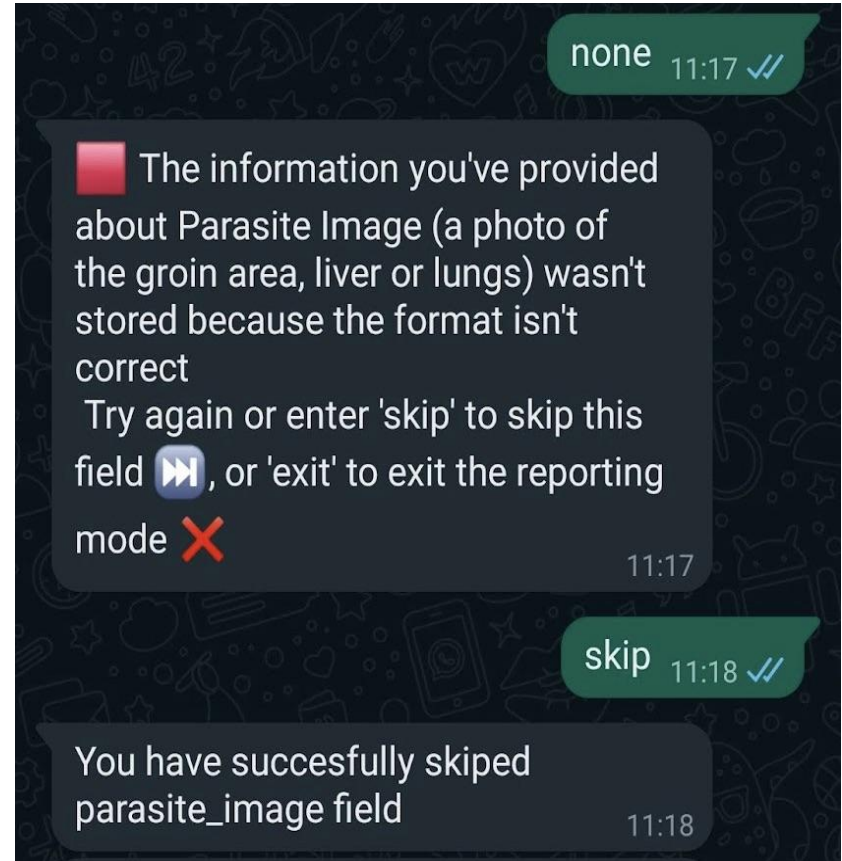


WILDTRACKPRO

COMPREHENSIVE WILDLIFE
MANAGEMENT SOFTWARE

You will receive this message if you send in the wrong information.

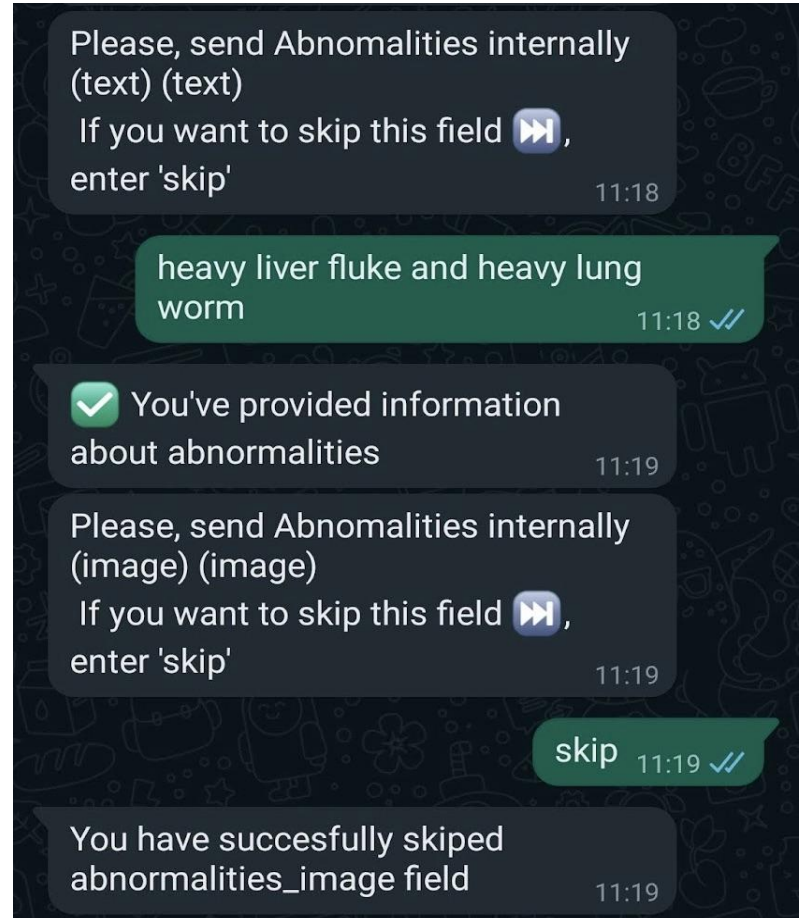
You can then send in the correct information i.e. image.



WILDTRACKPRO
COMPREHENSIVE WILDLIFE
MANAGEMENT SOFTWARE

Provide text of any internal abnormalities for example:
Lung worm, liver fluke, tumour, swollen lymph nodes.

Take a photo of any abnormalities.



Take a photo of the kidneys in the carcass showing fat coverage.

Estimate the fat coverage of the kidneys only.

WILDTRACKPRO
COMPREHENSIVE WILDLIFE
MANAGEMENT SOFTWARE

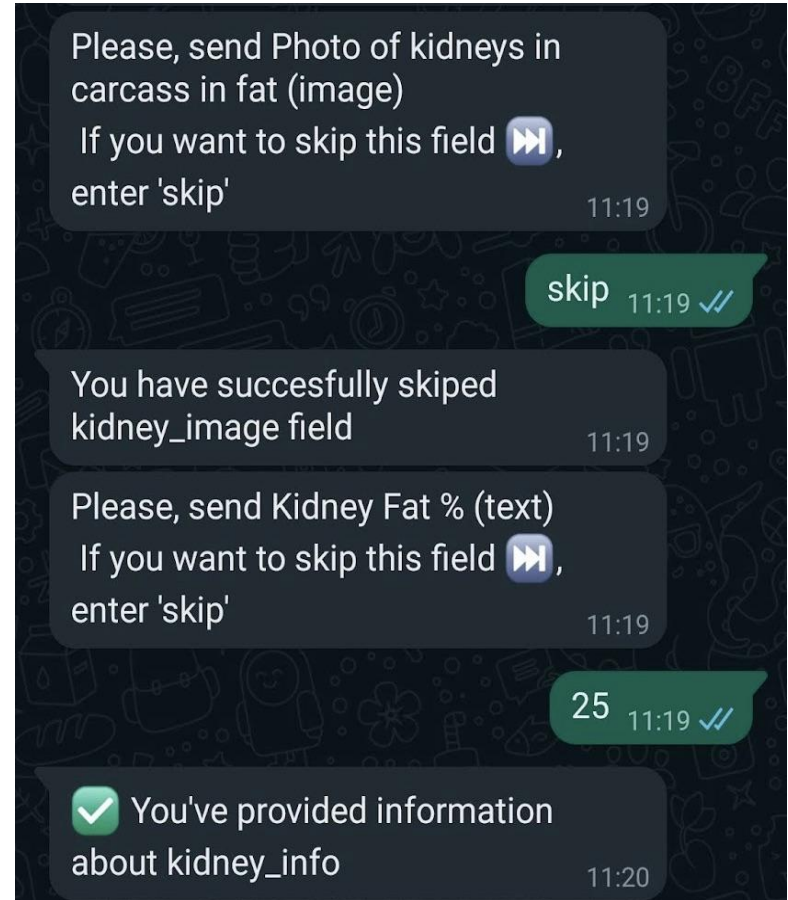


Image of kidneys showing % fat coverage.

Looking at the kidneys only, what % of kidney is covered by fat?

Examples: 10% and 95%



WILDTRACKPRO

COMPREHENSIVE WILDLIFE
MANAGEMENT SOFTWARE

When complete you will receive the follow message ->

If at any point you would like to leave the cull reporting chatbot text “exit” to end your session, you will then receive this confirmation message.

You can edit your culls in the culls page of your group.



**Any questions please don't
hesitate to contact one of
the team.**



WILDTRACKPRO

COMPREHENSIVE WILDLIFE
MANAGEMENT SOFTWARE